

# Instruction Manuals

The Deer Den

[www.cotswoldretreats.com](http://www.cotswoldretreats.com)

# Programme Listing Dishwasher





Programme Name & Temperature	Intensive + 70°C (P1)	Intensive 65°C (P2)	Express 65°C (P3)	Eco 50°C * (P4)	Quick 40°C (P5)	Prewash (P6)
Level of Soil	High	High	Medium	Medium	Low	-
Detergent Required A=25cm <sup>3</sup> /15cm <sup>3</sup> B=5cm <sup>3</sup>	A + B	A + B	A + B	A + B	A	-
	Prewash	Prewash	Prewash	Prewash	Prewash	Prewash
	70°C Wash	65°C Wash	65°C Wash	50°C Wash	40°C Wash	End
	Cold Rinse	Cold Rinse	Cold Rinse	Cold Rinse	Cold Rinse	
	Hot Rinse	Hot Rinse	Hot Rinse	Hot Rinse	Hot Rinse	
	Dry	Dry	Dry	Dry	Dry	
	End	End	End	End	End	
Programme Duration (min.)	124	115	50	186	30	15
Electricity Consumption (kW hour)	1.31	1.33	1.08	0.83	0.71	0.02
Water Consumption (litre)	15.1	17.6	10.5	13.0	10.0	3.5

The values and times provided above have been obtained under laboratory conditions according to relevant standards. Actual results obtained can vary depending on the conditions of the dishwasher's use and environment (mains supply voltage, water pressure, water input temperature and environment temperature).

\*Laboratory measured value in accordance with European standard EN50242

## Programme Listing Washing Machine

The table below shows the extra functions and temperatures available for each wash programme.

Index	Programmes	Wash Temperature (°C)								Spin Speed (rpm)	Extra Rinse	Half	Dry	
		Cold	15	20	30	40	50	60	90					
A	Prewash **					P	A	A	A	1000	A	A	A	A
B *	Cotton					P	A	A	A	1000	A	A	A	A
C	Synthetics					P	A	A		1000	A	A	A	A
D	Wool / Handwash	P	A	A	A	A				600	A			
E	Delicate	P	A	A	A	A				600	A			
	Drum Clean								P	1000				
	Refresh										A			P
	Dry									N/A	A			P
	Spin									1000				A
F	Rapid	P	A	A	A					800	A	A	A	A
G	Hygiene	A	A	A	A	A	A	P	A	1000	A	A	A	A

P – preset A – available option function  – function not available

\* Programme for wash and energy consumption assessment in accordance with standard EN60456. See page 18 for detail.

## Programme Details

The table below shows the details of each wash programme.

Index	Programme	Wash Cycles	Max. Load Capacity (kg)	Programme Time	Type of Laundry
A	Prewash **	1 & 2	6	2:04	Heavily soiled cotton and linens
B	Cotton	2	6	1:49	Cotton and linens
C	Synthetics	2	3	1:10	Synthetic textiles
D	Wool / Handwash	2	1	0:45	Machine washable woollens
E	Delicate	2	1	0:45	Silk, lace and other delicates
	Drum Clean	2	N/A	1:00	None
	Refresh	N/A	2	0:30	Clean items for airing
	Dry	N/A	3	2:00	Cotton, linens and synthetics
	Spin	N/A	6	0:12	Any load
F	Rapid	2	2	0:15	Lightly soiled fabrics
G	Hygiene	2	3	1:51	Sportswear and underwear

**\*\* Note: "Prewash programme" comprises prewash, main wash, fabric conditioner (if required), rinses and final spin.**